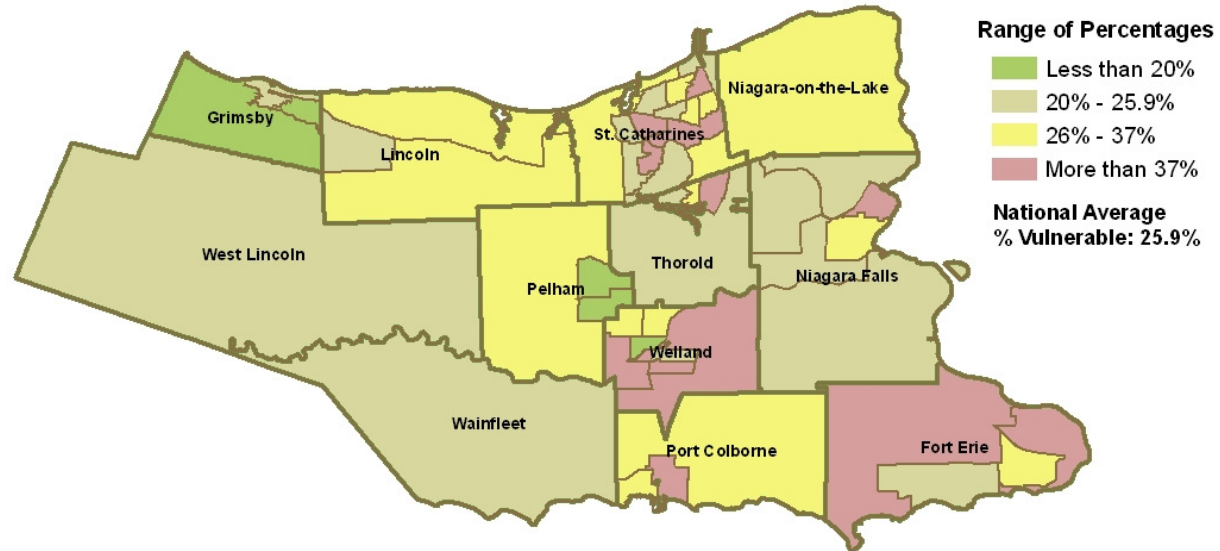
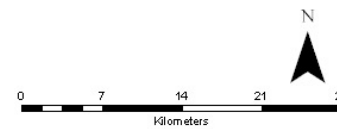


% of Vulnerable Children by Neighbourhoods in Niagara Region

(Vulnerable: Children who scored below the 10th percentile on one or more readiness to learn domains)

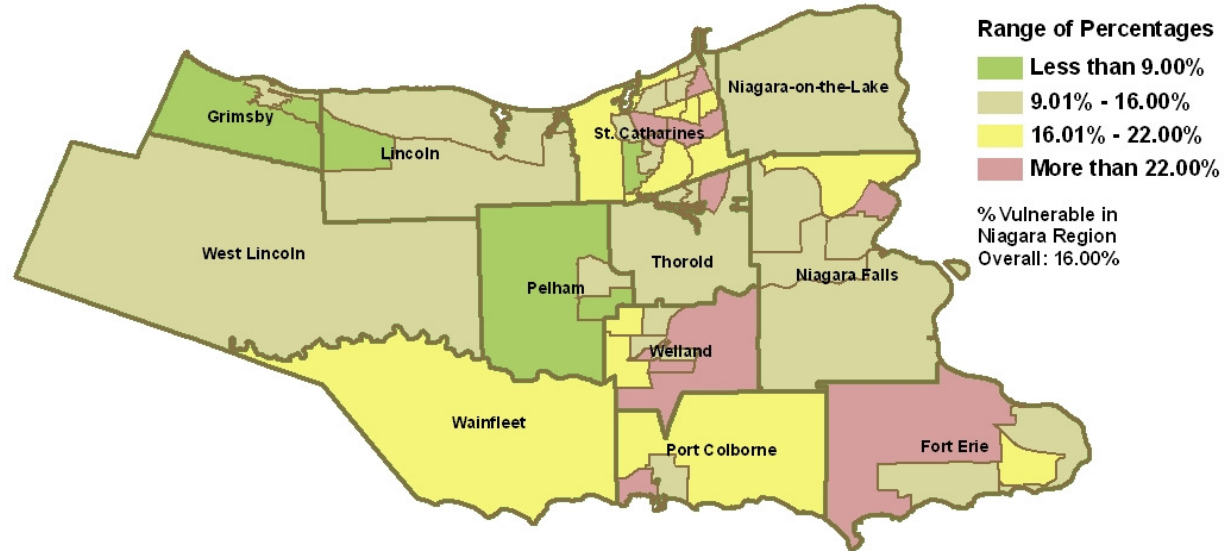


Data Sources:
 EDI Data: UEY & Offord Centre for Child Studies, 2006
 Base Map Features: Statistics Canada custom tabulation(s) from 2001 Census
 Amalgamated Neighbourhoods: Ontario Early Years Niagara Region & UEY, 2007
 Produced by: UEY & Offord, 2007
 © 2007 - UEY/ECCDC

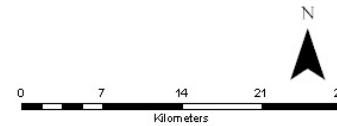


% Vulnerable in Communication Skills & General Knowledge by Neighbourhoods in Niagara Region

(Vulnerable: Children who scored below the 10th percentile)

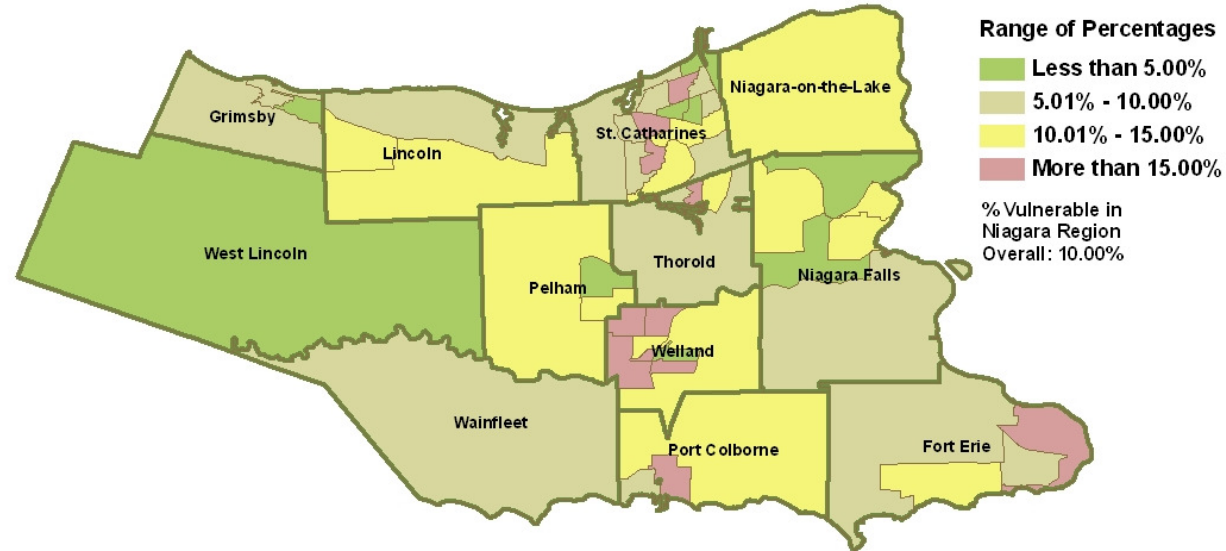


Data Sources:
 EDI Data: UEY & Offord Centre Centre for Child Studies, 2006
 Base Map Features: Statistics Canada custom tabulation(s) from 2001 Census
 Amalgamated Neighbourhoods: Ontario Early Years Niagara Region & UEY, 2007
 Produced by: UEY & Offord, 2007
 © 2007 - UEY/ECCDC

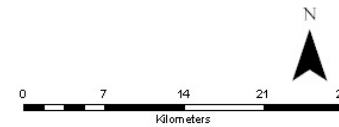


% Vulnerable in Emotional Maturity by Neighbourhoods in Niagara Region

(Vulnerable: Children who scored below the 10th percentile)

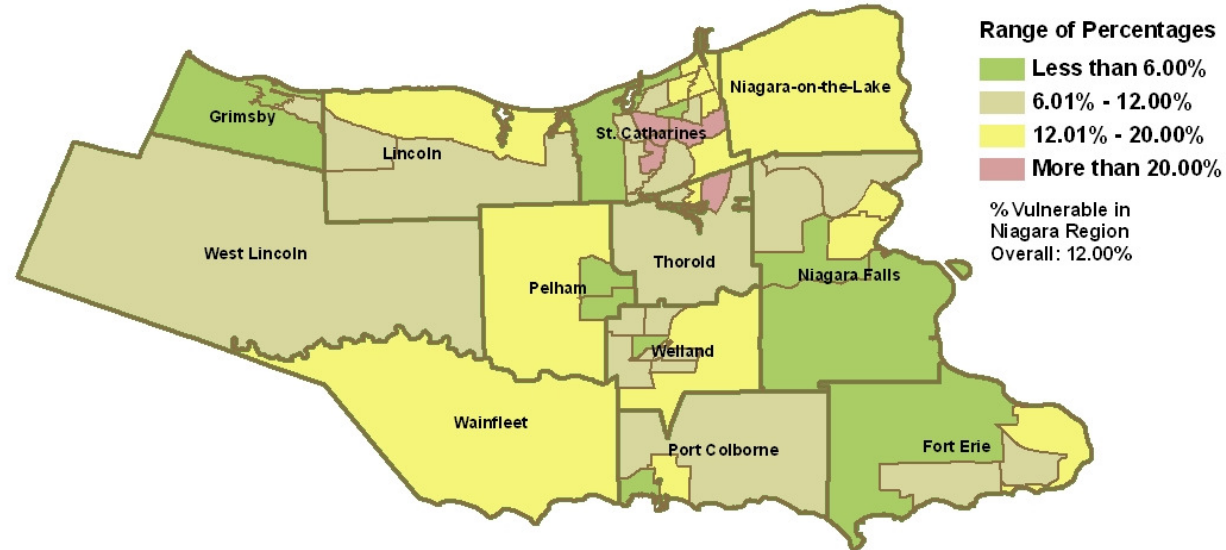


Data Sources:
 EDI Data: UEY & Offord Centre Centre for Child Studies, 2006
 Base Map Features: Statistics Canada custom tabulation(s) from 2001 Census
 Amalgamated Neighbourhoods: Ontario Early Years Niagara Region & UEY, 2007
 Produced by: UEY & Offord, 2007
 © 2007 - UEY/ECCDC

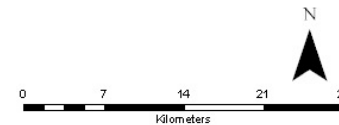


% Vulnerable in Language & Cognitive Development by Neighbourhoods in Niagara Region

(Vulnerable: Children who scored below the 10th percentile)

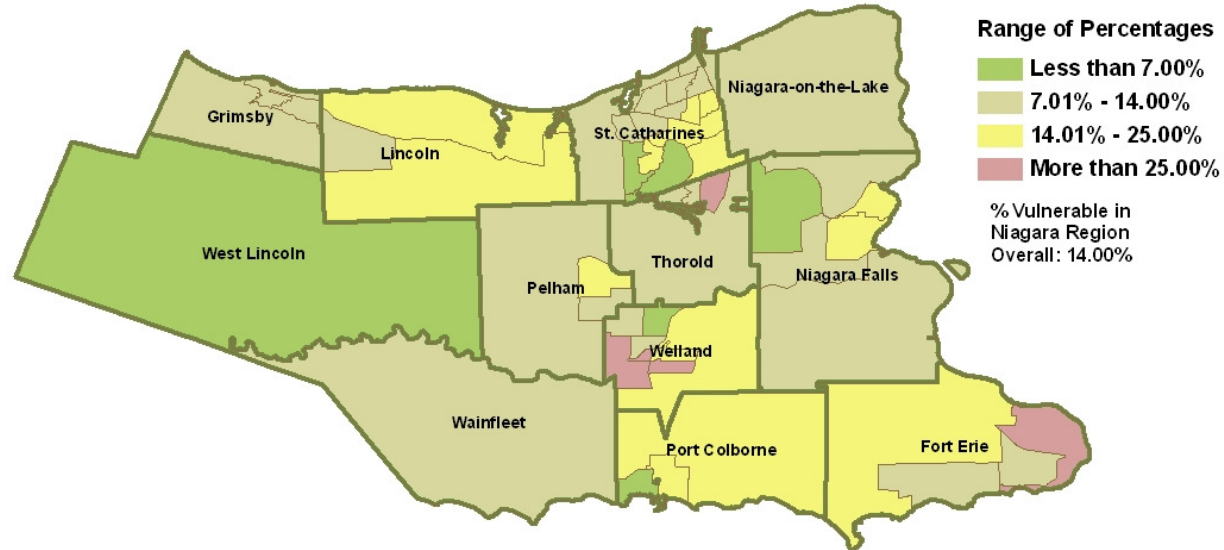


Data Sources:
 EDI Data: UEY & Offord Centre Centre for Child Studies, 2006
 Base Map Features: Statistics Canada custom tabulation(s) from 2001 Census
 Amalgamated Neighbourhoods: Ontario Early Years Niagara Region & UEY, 2007
 Produced by: UEY & Offord, 2007
 © 2007 - UEY/ECCDC

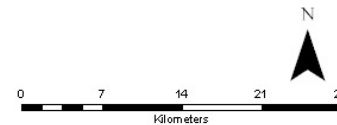


% Vulnerable in Physical Health and Well-being by Neighbourhoods in Niagara Region

(Vulnerable: Children who scored below the 10th percentile)

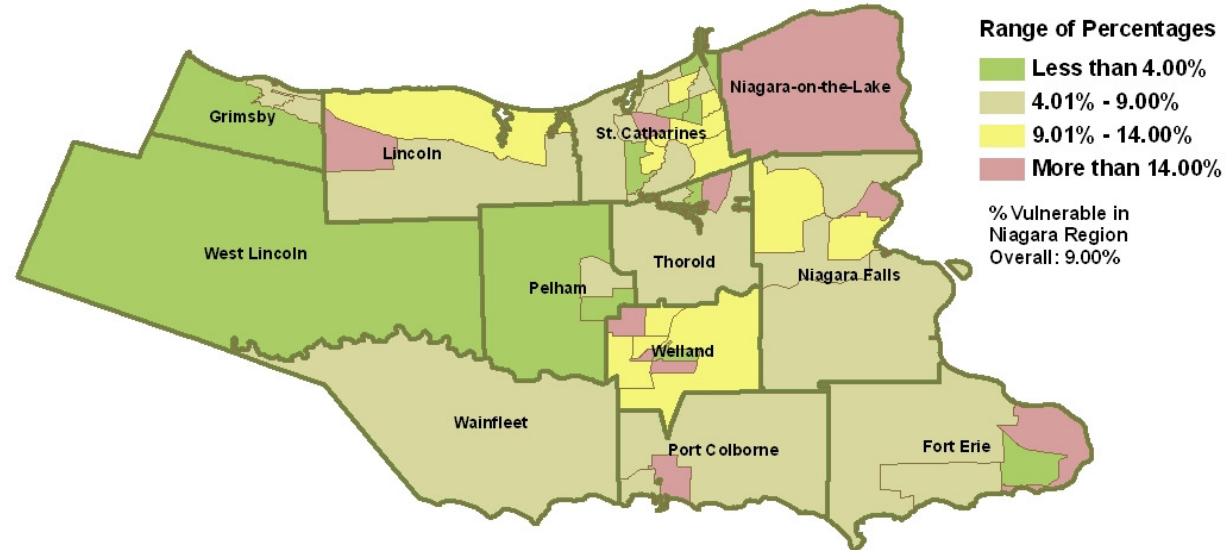


Data Sources:
 EDI Data: UEY & Offord Centre for Child Studies, 2006
 Base Map Features: Statistics Canada custom tabulation(s) from 2001 Census
 Amalgamated Neighbourhoods: Ontario Early Years Niagara Region & UEY, 2007
 Produced by: UEY & Offord, 2007
 © 2007 - UEY/ECCDC



% Vulnerable in Social Competence by Neighbourhoods in Niagara Region

(Vulnerable: Children who scored below the 10th percentile)



Data Sources:
 EDI Data: UEY & Offord Centre Centre for Child Studies, 2006
 Base Map Features: Statistics Canada custom tabulation(s) from 2001 Census
 Amalgamated Neighbourhoods: : Ontario Early Years Niagara Region & UEY, 2007
 Produced by: UEY & Offord, 2007
 © 2007 - UEY/ECCDC

